






# Nevada DMEPOS Reimbursement Classification Map

-  Rural
-  CBA
-  Non-Rural

Percentage of Rural Zip Codes in State: 39%

Percentage of Competitive Bidding Zip Codes in State: 47%

Percentage of Non-Rural Zip Codes in State: 14%

The percentages are estimates based on information from CMS and Mapline. Areas that are not colored are not assigned a zip code in Mapline.

